



Conexiones seccionadas fabricadas con equipos profesionales marca Ritmo.




**Codo 90° Segmentado**

RD. 7.3	1 1/4"	14"
RD. 9	1 1/2"	16"
RD. 11	2"	18"
RD. 13.5	2 1/2"	20"
RD. 17	3"	22"
	4"	24"
	6"	
	8"	
	10"	
	12"	



**Codo 45° x a tope**

1 1/4"	14"
1 1/2"	16"
2"	18"
2 1/2"	20"
3"	22"
4"	24"
6"	
8"	
10"	
12"	




**Tee**

	1"	14"
RD. 7.3	1 1/4"	16"
RD. 9	1 1/2"	18"
RD. 11	2"	20"
RD. 13.5	2 1/2"	22"
RD. 17	3"	24"
	4"	
	6"	
	8"	
	10"	
	12"	




**c) Tee Bridada  
d) Tee c/s metálica  
e) Tee reducida c/s metálica**

2 x 3/4"-2 x 2 1/2"
2 1/2 x 3/4"-2 1/2 x 2"
3 x 3/4"-3 x 2 1/2"
4 x 2"-4 x 3"
6 x 2"-6 x 4"
8 x 2"-8 x 6"
10 x 3"-10 x 8"
12 x 6"-12 x 10"



**Cruz a tope**

1 1/2"	14"	
	2"	16"
RD. 7.3	2 1/2"	18"
RD. 9	3"	20"
RD. 11	4"	22"
RD. 13.5	6"	24"
RD. 17	8"	
	10"	
	12"	



**Cruz a tope Reducida**

4 x 3"
6 x 4"
8 x 6"
10 x 8"
12 x 6"



**Yee**

1 1/4"	14"	
RD. 9	1 1/2"	16"
RD. 11	2"	18"
RD. 13.5	2 1/2"	20"
RD. 17	3"	22"
	4"	24"
	6"	
	8"	
	10"	
	12"	




**Yee Reducida**

4 x 3"
6 x 4"
6 x 2"
10 x 8"
12 x 10"



**Reducción Campana a tope**

- |               |           |
|---------------|-----------|
| 3/4 x 1/2"    | 4" x 2"   |
| 1" x 1/2"     | 4" x 3"   |
| 1" x 3/4"     | 6" x 3"   |
| 1 1/4" x 3/4" | 6" x 4"   |
| 1 1/4" x 1"   | 8" x 4"   |
| 1 1/2" x 1"   | 8" x 6"   |
| 2" x 1 1/4"   | 10" x 6"  |
| 2" x 1 1/2"   | 10" x 8"  |
| 2 1/2" x 2"   | 12" x 8"  |
| 3" x 2"       | 12" x 10" |
| 3" x 2 1/2"   |           |




**Adaptador hidrotoma PE/ galvanizada hembra**

1/2 -3"




**Adaptador Macho** 1/2" 3/4"

PE/PP  
PE/AC TROPICALIZADO



**Stub End**  
RD. 7.3, 9, 11  
RD. 13.5, 17

- 1"
- 1 1/4"
- 1 1/2"
- 2"
- 2 1/2"
- 3"
- 4"
- 6"
- 8"
- 10"
- 12"



**Contra brida de Acero para Stub end**

- 3/4" -12"
- 1"
- 1 1/4"
- 1 1/2"
- 2"
- 2 1/2"
- 3"
- 4"
- 6"
- 8"
- 10"
- 12"



**Tapón a tope**  
RD. 9 a 17

- 2"
- 2 1/2"
- 3"
- 4"
- 6"
- 8"
- 10"
- 12"



**Sileta reducida**

- Rx 1/2
- Rx 3/4
- Rx 1
- Rx 1 1/4
- Rx 1 1/2
- Rx 2
- Rx 2 1/2
- Rx 3



**Equipo de termofusión marca Ritmo de 2" a 24"**



**Equipo de termofusión manual con careador eléctrico y plancha con control electrónico de temperatura, de 2" a 4", marca Ritmo 160**